

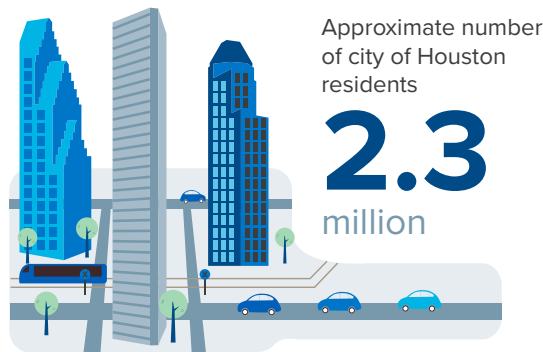
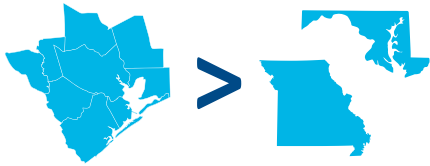
## POPULATION AND DEMOGRAPHICS

**7.1** million

residents in the 9-county  
Houston-The Woodlands-Sugar Land MSA

**Nation's 5<sup>th</sup> most  
populous metro area**


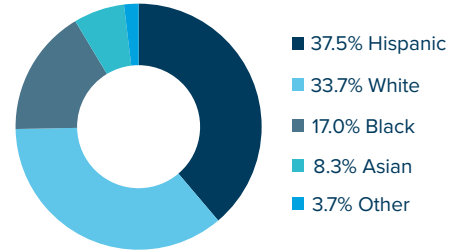
Larger than Missouri or Maryland



**Houston is the nation's  
4<sup>TH</sup> most populous city**

### Race/Ethnicity: Houston MSA

Houston today mirrors the U.S. in 4 decades



**Nearly 1 in 4  
Houstonians  
are foreign born**

## GLOBAL PRESENCE

**15** foreign  
governments

maintain trade and commercial offices  
in Houston

**41 active foreign  
chambers of commerce**

**17.3%**  
of the region's  
economy is  
tied to exports

exports  
support  
**330,000**  
jobs

**2** international airports  
George Bush Intercontinental (IAH)  
William P. Hobby Airports (HOU)

**IAH ranked 5<sup>th</sup>** in nation in  
number of international flights per week  
prior to COVID-19

**Prior to COVID-19,  
Houston Airport System**

**66** international  
destinations **127** domestic  
destinations

**193 nonstop destinations**

**\$197** billion

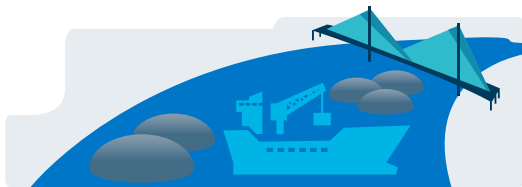
in trade was handled by the Houston-Galveston  
Customs Districts in '20

**\$67.4**

billion  
in imports (in '20)

**\$129.5**

billion  
in exports (in '20)



**Houston has the largest  
export market in the U.S.**

### Port Houston ranks

**1<sup>st</sup>**

in foreign  
tonnage for 25  
straight years

**Largest**

Gulf Coast  
container port

**1<sup>st</sup>**

in total  
waterborne  
tonnage

**In '20, Houston was the top  
exporting metro in the U.S.  
(\$127.0 billion in exports)**

**5,000+**

Houston companies  
doing business abroad

**1,700+**

Houston establishments  
report foreign ownership

**92** nations

have consular representation  
in Houston

**3<sup>RD</sup> largest representation  
in the nation**

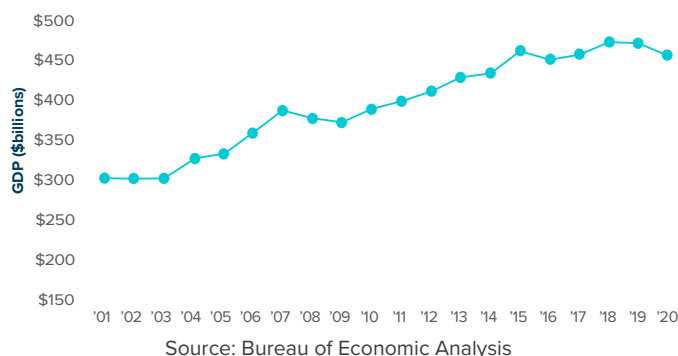
**16** foreign banks

are located in Houston from 9 nations

## ECONOMY

If Houston were a country, it would rank as the 27th largest economy in the world, behind Belgium and ahead of Nigeria.

Metro Houston - '01-'19 real GDP (\$ billions '12 constant dollars)



Houston – The Woodlands – Sugarland MSA GDP has grown at a

**2.2** percent  
compound  
annual growth rate  
Since '01

**7<sup>TH</sup>**  
largest  
U.S. metro  
economy

**24** Fortune 500 Companies  
call Houston home

## EMPLOYMENT

**3.1**  
million

jobs in the  
Houston MSA

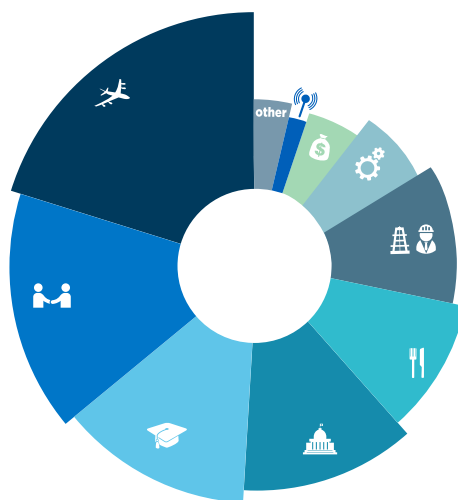


Health, Education, and  
Business & Professional  
Services account for nearly

**1 in 3**  
of the region's jobs

The goods-producing  
sector accounts for  
more than

**1 in 6**  
of the region's jobs



### Industry Share of Houston MSA Employment

21%	Trade, Transportation, and Utilities
16%	Professional and Business Services
14%	Educational and Health Services
13%	Government
10%	Leisure and Hospitality
9%	Mining, Logging and Construction
7%	Manufacturing
4%	Finance and Insurance
1%	Information
4%	Other Services

Source:  
Texas Workforce Commission, November 2021,  
not seasonally adjusted

## INDUSTRIES

The Texas Medical Center is  
the world's largest medical complex.

TMC employs **106,000+** workers



**\$3** billion  
in construction  
projects underway

**50** million  
developed square feet

**8** million  
annual patient visits

**180,000+**  
annual surgeries

Houston is home to **80,730**  
engineers and architects and related techs.



Approximately **215,000**  
people work in the region's manufacturing industry

Houston has more than  
**350**   
aviation and aerospace-related  
companies

Houston is home to  
**9,200**   
tech-related firms, including more  
than 700 venture-backed startups



Houston employs **80,200+** workers in  
computer & mathematical occupations