


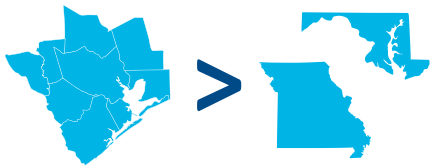
## POPULATION AND DEMOGRAPHICS

**6.8** million

residents in the 9-county  
Houston-The Woodlands-Sugar Land MSA

**Nation's 5<sup>th</sup> most  
populous metro area**


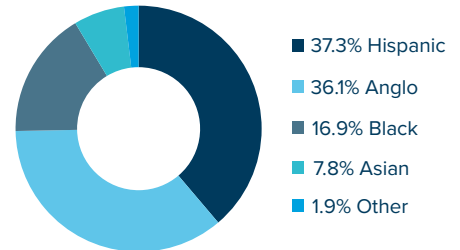
Larger than Missouri or Maryland



Houston is the nation's  
**4<sup>TH</sup>** most populous city

### Race/Ethnicity: Houston MSA

Houston today mirrors the U.S. in 5 decades



Nearly **1 in 4**  
Houstonians  
are foreign born

## GLOBAL PRESENCE

**15** foreign  
governments

maintain trade and commercial offices  
in Houston

**35** active foreign  
chambers of commerce

**17.3%**  
of the region's  
economy is  
tied to exports

exports  
support  
**330,000**  
jobs

**54.1** million

Houston airport passengers in '17

global travelers **11.2** million  
domestic travelers **42.9** million

**182** nonstop destinations

**\$192.2** billion


in trade was handled by the  
Houston-Galveston Customs Districts in '17

**\$83.0**

billion  
in imports (in '17)

**\$109.2**

billion  
in exports (in '17)



Houston has the largest  
export market in the U.S.

### Port Houston ranks

**1<sup>st</sup>**

in foreign  
tonnage for  
21 straight  
years

**Largest**

Gulf Coast  
container port

**2<sup>nd</sup>**

in total tonnage  
for 25 straight  
years

**5,000+**

Houston companies  
doing business abroad

**1,000+**

Houston firms  
report foreign ownership

**90+** nations

have consular representation  
in Houston

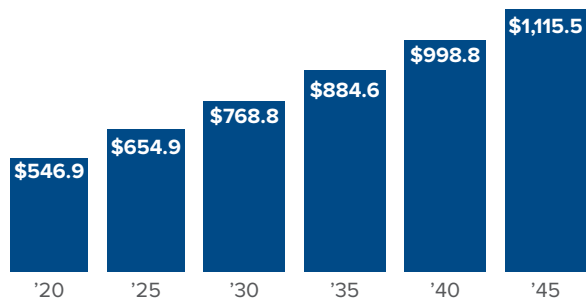
**3<sup>RD</sup>** largest representation  
in the nation

**19** foreign banks

are located in Houston from 10 nations

## ECONOMY

If Houston were an independent nation, the region would have the 26th largest economy in the world, behind Belgium and ahead of Thailand.



Houston - The Woodlands - Sugarland MSA  
GDP forecast (\$ billions '09 constant dollars)  
Source: Perryman Group

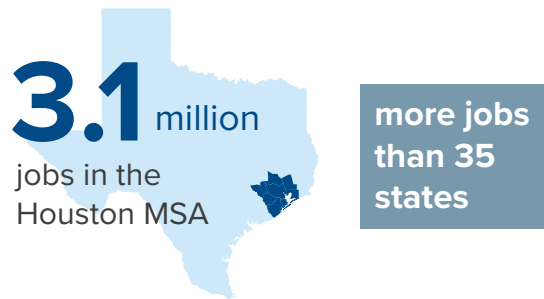
**2.9**  
percent  
expected real GDP  
annual growth from '20 - '45

GDP expected to more than  
double between '20 and '45



**21** Fortune 500 Companies call Houston home

## EMPLOYMENT



Service industries  
account for

**4** out of **5**  
workers in the region

The goods-producing  
sector accounts for nearly

**1** in **5**  
of the region's jobs



### Industry Share of Houston MSA Employment

**20.4%** Trade, Transportation, and Utilities  
**15.9%** Professional and Business Services  
**13.5%** Government  
**12.7%** Educational and Health Services  
**10.5%** Leisure and Hospitality  
**7.3%** Manufacturing  
**7.2%** Construction  
**3.3%** Finance and Insurance  
**2.6%** Mining and Logging (Upstream Energy)  
**1.9%** Real Estate and Rental and Leasing  
**1.1%** Information  
**3.6%** Other Services

Source: Texas Workforce Commission

## INDUSTRIES

The Texas Medical Center is  
the world's largest medical complex.



**\$3** billion  
in construction  
projects underway

**50** million  
developed square feet

**10** million  
annual patient visits

**180,000+**  
annual surgeries

Houston is home to 83,100 engineers and  
architects.



Approximately **220,000**  
people work in the region's manufacturing industry

**39**  
of the 138 publicly-traded oil  
and gas exploration firms  
are housed in Houston

**500** | **800**  
exploration and  
production firms | oil field service  
companies  
located in the Houston region



Houston employs **26%** of the  
nation's oil and gas extraction jobs