



GREATER HOUSTON **PARTNERSHIP.**

**20
22** **ANNUAL
MEETING**

2022

Economic Development Four Strategic Themes

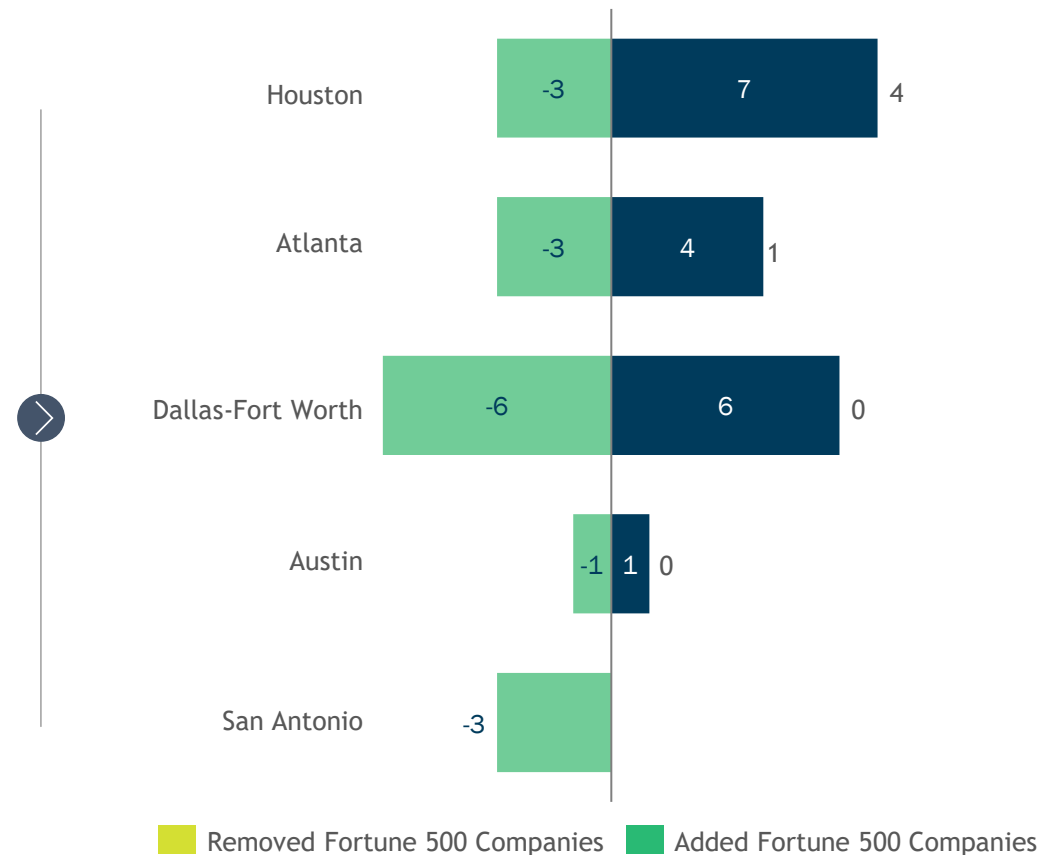
- 1. Execute business-led economic development program**
- 2. Accelerate sector specific plans to grow strong clusters**
- 3. Improve collaboration and engagement with regional allies**
- 4. Elevate perceptions of Houston**

Houston #1 for Increase in Fortune 500 HQ – 2017-2021

Count of Fortune 500 HQs by MSA

Metro Area	2017	2021	Net Change ¹
New York	80	64	-16
Chicago	33	35	2
Houston	20	24	4
Dallas-Fort Worth	22	22	0
San Francisco	18	19	1
Washington, DC	17	19	2
San Jose	18	18	0
Atlanta	15	16	1
Los Angeles	15	13	-2
Denver	10	10	0
Philadelphia	14	9	-5
Phoenix	8	8	0
Seattle	10	8	-2
San Antonio	5	2	-3
Austin	2	2	0

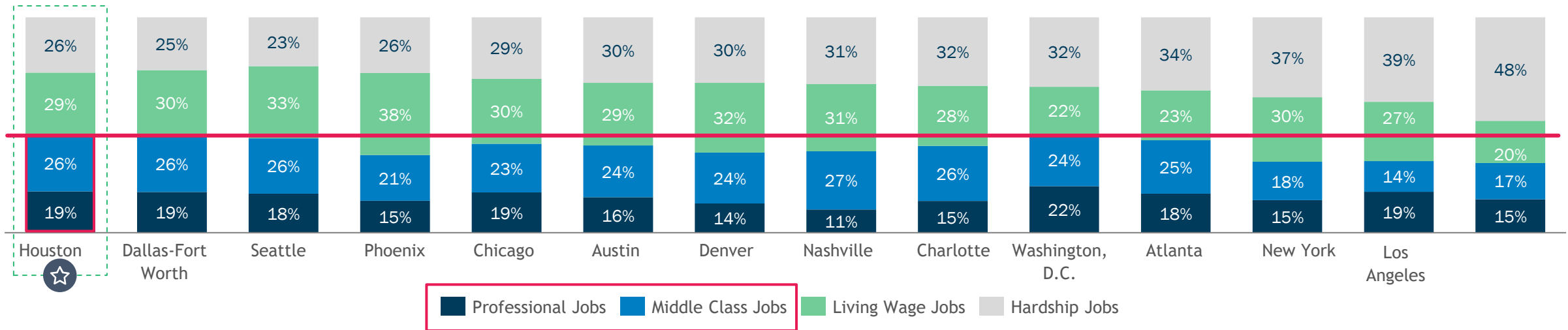
Net Change¹ in Fortune 500 HQs between 2017 and 2021



1. Companies were added/removed to Fortune 500 total by acquisitions, changes in corporate performance, and relocations
 Source: "The Uncertain Future of Corporate HQs" HBR. Fortune. BCG Analysis.

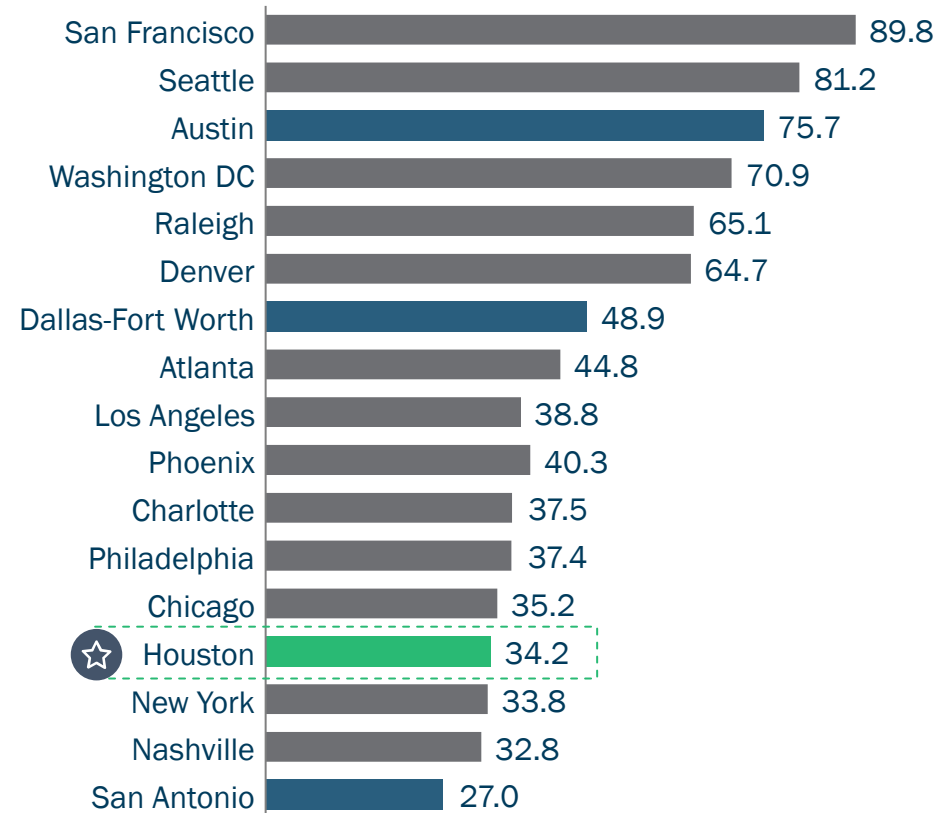
Job Quality | Houston has a higher percentage of middle class or better jobs than nearly all peer cities

Job Classification for Houston and Peer Cities



Developed using a modified version of the Economic Policy Institute's Family Budget Calculator
 Source: Department of Labor's Occupational Employment Statistics via "The Opportunity Index" - Third Way

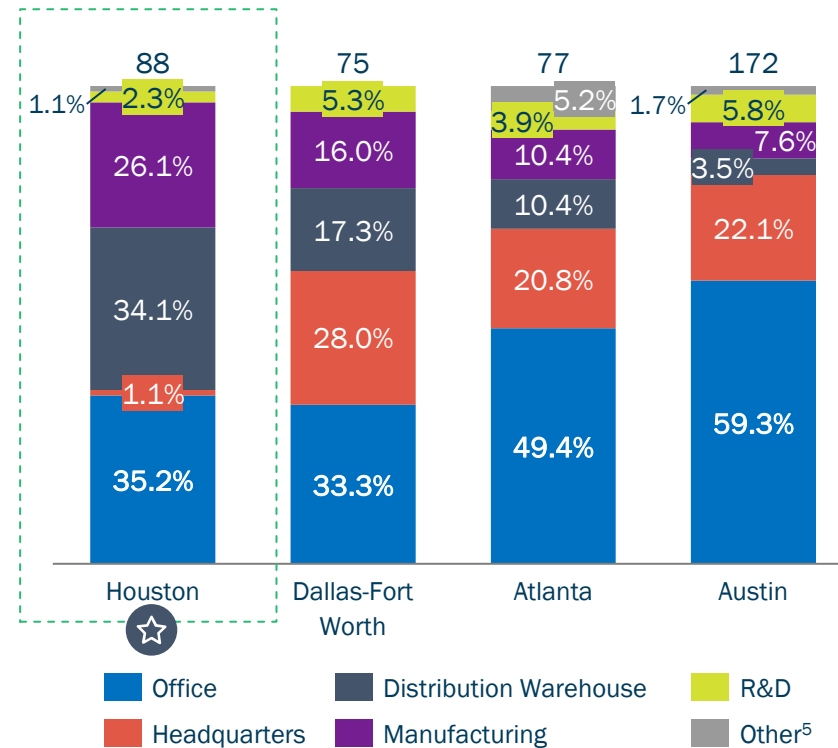
Tech workforce per 1000 people (2020)



1. Technology workforce, or net tech employment, includes both professionals working in technical positions (e.g., IT support, network engineering, software development, data scientist, etc.) and business professionals employed by technology companies (e.g., sales, marketing, HR, or finance at tech company)
Source: CompTIA Cyberstates. US Census.

Wins by Industry | Houston outperforms peers in manufacturing/logistics projects but lags in HQ/Office

Self-reported economic development wins by type (2021)



1. Other includes Construction, Entertainment, Life Science, Real Estate, Aerospace; 2. Greater Houston Partnership categorization; 3. 2021 Q3; 4. Some of Houston's projects have multiple types (e.g., Office plus R&D); 5. Includes call center, data center, and other
 Source: City economic development reporting